



PACKLEADER FARM

Presents the

2019 Kelpie Round-Up

July 12th, 13th, & 14th 2019

(Open to All Breeds, Kelpie entries have preference until 6-28-19)

AHBA Sanctioned Event:

Herding Ranch Dog (HRD) sheep and cattle

HRD Sheep (Fri & Sat) 25 runs/day and HRD Cattle (Fri & Sun) 20 runs/day
Different course each day

Herding Trial Arena Dog (HTAD5) sheep and ducks

HTAD Sheep Course #5 Arena B (Sat) Take Pen/Ribbon Pull

HTAD Sheep Course #5 Arena A (Fri & Sun) Gather/Gate Sort

HTAD Ducks Course #5 (Fri & Sun) Gather/Sort, (Sat) Take Pen/Duck Touch

Herding Trial Dog (HTD) sheep and ducks

HTD Sheep (Fri & Sun) Ribbon Pull, (Sat) Shed

HTD (Fri & Sun) Duck Touch, (Sat) Shed

Junior Herd Dog (JHD)

Judges:


Linda Rorem
(Pacifica, CA)

Kathy Walker
(Islamorada, FL)

Craig Watson
(Shelton, WA)

Overflow Judge: Barbara Davenport

Location: PackLeader Farm, Gig Harbor, WA



Day of Entries taken at 7:00 AM (if there are still openings)

Handler's Meeting/Trial starts 7:30 AM

Location and Directions

14401 Crews Road NW, Gig Harbor, WA 98329 Home: 253-884-5959 **Cell: 253-732-5959**

Use directions below - MapQuest will get you close, then get you lost.

- Hwy 16, Exit for Purdy/Key Center/Shelton, Hwy 302 W.
- Travel into Purdy, Turn left at the signal following sign for Hwy 302 W (Shelton/Key Center)
- Cross Wauna Bridge, travel 5.1 miles
- Turn RIGHT onto Hwy 302 W, Elgin Clifton Rd KPN, toward Shelton/Allyn (There are clearly marked signs leading to Hwy 302 W)
- Travel 1.2 miles, turn RIGHT onto 150th
- Travel .1 miles (end of chain link fence) turn LEFT onto 1st road into Rocky Creek Conservation Area
- Follow road approximately .8 mile through park, to PackLeader's green farm gate, follow road past two-story house (white w/green trim) to parking lot at the top of the driveway.

[Click here for directions from the PackLeader website.](#)

➤ Motels & Camping

****Westwynd Motel** **6703 144th St. NW, Gig Harbor, 98332** **(800) 468-9963**

***incredibly dog-friendly and very accommodating*

| | | |
|-------------------------|---|----------------|
| Days Inn | 220 Bravo Ter, Port Orchard, WA 98367 | (360) 895-7818 |
| Best Western Wesley Inn | 6575 Kimball Drive, Gig Harbor, 98335 | (888) 462-0002 |
| The INN at Gig Harbor | 3211 56 th St. N.W., Gig Harbor. 98335 | (800) 795-9980 |
| Gig Harbor RV Resort | 9515 Burnham Drive NW, Gig Harbor, 98332 | (800) 526-8311 |
| PackLeader Farm | Camping and/or RVs may park on site, no hookups | |

➤ Food – Karen's Kitchen – Friday, Saturday and Sunday

Continental Breakfast & Lunch each day, the Saturday BBQ and the Sunday Pancake Breakfast are on us but please indicate if you are joining us so we can have an estimated count of how many we are feeding.

➤ Information and Entry Forms: Ashley 253-905-7695 wrightaa1@gmail.com

Barbara 253-732-5959 k9sayno@aol.com

➤ Entries

Pre-entries must arrive no later than July 5th, 2019.

Kelpie preference until 6-28-19. Other breeds date stamped upon arrival, entered chronologically.

Make money orders or checks payable to PackLeader Farm. **All payments in US dollars.**

Mail to: Kelpie Round-Up, c/o Ashley Wright 14401 Crews Rd NW, Gig Harbor, WA 98329

(Questions? Email: wrightaa1@gmail.com or k9sayno@aol.com)

➤ Entry Fees

| | | | | |
|----------------|-------------------|---------|----------------------|----------------|
| HRD Cattle | Before/on 7-5-19: | \$55.00 | After 7-5-19: | \$60.00 |
| HRD Sheep | Before/on 7-5-19: | \$45.00 | After 7-5-19: | \$50.00 |
| HTD/HTAD Sheep | Before/on 7-5-19: | \$40.00 | After 7-5-19: | \$45.00 |
| HTD/HTAD Ducks | Before/on 7-5-19: | \$35.00 | After 7-5-19: | \$40.00 |
| JHD Sheep | Before/on 7-5-19: | \$30.00 | After 7-5-19: | \$35.00 |

Day of Entries (if runs are still available) accepted prior to the start of class beginning at 7AM.

Refunds available until July 5th, 2019. Refunds available after July 5th, if we can fill from a wait list.

- **HRD Judges are Kathy Walker (HRD Sheep - Open Field) & HRD Cattle - Close In, Linda Rorem (HRD Sheep - Close In), and Craig Watson (HRD Cattle - Open Field).**

Date

| | |
|---------------|---|
| July 12 | Linda Rorem, Kathy Walker, Craig Watson, Barbara Davenport (overflow) |
| July 13 | Linda Rorem, Kathy Walker, Craig Watson, Barbara Davenport (overflow) |
| July 14 | Linda Rorem, Kathy Walker, Craig Watson, Barbara Davenport (overflow) |
| Limits | 40 runs per judge, HRD Sheep limited to 25 runs & HRD Cattle to 20 per day |

- **Awards: Rosettes** 1st – 4th place Each Day (open to all breeds)

Breed Specific

Kelpie - High Combined HTD/HTAD for the weekend (Single highest HTD/HTAD score per day)
Handmade Leather Slip Lead, made by Maury Crites, presented by PackLeader Farm

Kelpie - High Combined HRD (top 3 HRD scores for the weekend)
Belt Buckle presented by PackLeader Farm

Other Breed - High Combined (top 2 scores each day, any course/stock for the weekend)
Belt Buckle presented by Toni Crites, Dreamcatcher Kennel

Available to all Breeds

These 3 awards are always a contribution from our herding community and showcase their talents.

High Combined Started Dog (Single highest score per day, any course/stock for the weekend) – Custom crate pad with embroidered award name made by Debra Meinhardt

High Combined Intermediate Dog (Single highest score per day, any course/stock for the weekend) – Custom crate pad with embroidered award name made by Debra Meinhardt

High Combined Advanced Dog (Single highest score per day, any course/stock for the weekend) – Custom crate pad with embroidered award name made by Debra Meinhardt

- **Other donations for awards are continuously coming in. A complete list will be announced.**
- **Rick Pinney Memorial Award (Kelpies Only) – Pendleton Blanket in the Spider Rock Design donated by Vickie Avery and Pete Dykstra. Embroidery by Pamela Frost.**

Award Criteria: The trophy will be presented to the team determined by the judges, with votes from competitors and stock handlers, to have a good working partnership, who demonstrates good stockmanship and good sportsmanship, and who contributes to the success of others.



2017 Inaugural Award winner: Kelly Orr

2018 Award Winner: Elaine LaRoche

2019 Award Winner: Who will it be?



2019 Kelpie Round-Up

Belt Buckles

High Combined Ranch – Kelpie

High Combined – Other Breed

- 2012 Kelpie Round-Up High Combined won by Dave Viklund and his Kelpie, Sid*
2013 Kelpie Round-Up Belt Buckle won by Ashley Wright and her Kelpie, McGee
2014 Kelpie Round-Up Belt Buckle won by Barbara Davenport and her Kelpie, Tori
2014 Other Breed Kelpie Round-Up Belt Buckle won by Kelly Kelly and her Border Collie, Kate
2015 Kelpie Round-Up Belt Buckle won by Dave Viklund and his Kelpie, Vaider
2015 Other Breed Kelpie Round-Up Belt Buckle won by Ashley Wright and her Border Collie, Isis
2016 Kelpie Round-Up Belt Buckle won by Pete Dykstra and his Kelpie, Maggie
2016 Other Breed Kelpie Round-Up Belt Buckle won by Ashley Wright and her Border Collie, Isis
2017 Kelpie Round-Up Belt Buckle won by Dave Viklund and his Kelpie, Chuck
2017 Other Breed Kelpie Round-Up Belt Buckle won by Ashley Wright and her Border Collie, Maker
2018 Kelpie Round-Up Belt Buckle won by Pete Dykstra and his Kelpie, Maggie
2018 Other Breed Kelpie Round-Up Belt Buckle won by Melinda Galt and her Border Collie, Tam

Buckle design by Kathy Green. Buckle crafted by Wages Silversmiths.



Mark your calendars for the 2020 Kelpie Round-up!
July 17/18/19, 2020

*****And the 10th Anniversary Kelpie Round-Up in 2021*****

Please fill out one entry form, per dog

Entry Number: _____

Kelpie Preference through June 28th, 2019

Breed: _____ Reg. #: _____ Registry: _____

Reg. Name: _____

Call Name: _____ Sex: _____ DOB: _____

Sire: _____

Dam: _____

Breeder: _____

Owner: _____

Address: _____

City: _____ State: _____ Zip: _____

Phone: _____ E-mail: _____

Name of handler if other than owner: _____

Indicate the class(es) you are entering – **No minimum number of entries required.**

Make money orders or checks payable to PackLeader Farm. All payments in US dollars.

Mail to: Kelpie Round-Up, c/o Ashley Wright 14401 Crews Rd. NW, Gig Harbor, WA 98329

Closing Date is 7/05/2019. My entry will arrive - **Before/On 7/05/2019** **After 7/05/2019**
(Entry fees increase by \$5 each after closing.)

| Course | Level | | | Fri | Sat | Sun | Totals |
|--------------------|---------|----|-----|-----|-----|-----|---|
| | I | II | III | | | | |
| HRD - Cattle | | | | | N/A | | \$55.00 |
| HRD - Sheep | | | | | | N/A | \$45.00 |
| HTD - Sheep | | | | | | | \$40.00 |
| HTD - Ducks | | | | | | | \$35.00 |
| HTAD - Sheep | | | | | | | \$40.00 |
| HTAD - Ducks | | | | | | | \$35.00 |
| JHD | ----- | | | | | | \$30.00 |
| Lunch | Per day | | | | | | Lunch & BBQ are on us but please indicate if you are joining us so we can have an estimated count of how many we are feeding. |
| Barbeque | 7-13-19 | | | | | | |
| Grand Total | | | | | | | |

In consideration for participation in this event, I agree to assume all responsibility for any claim, loss or damage, of whatever kind or nature, whether to person or property, which may be caused at or near this event, either directly or indirectly, by me or the dog(s) I have entered in or brought to this event. I further agree that I will hold AHBA, PackLeader Farm, Barbara Davenport and/or Steve Weigley harmless and defend them from any and all liability for any injury, claimed damage or loss, of whatever kind or nature, whether to person or property, caused at or near this event whether directly or indirectly, by or to me or any dog(s) I have entered in or brought to this event. I agree to indemnify AHBA, PackLeader Farm, Barbara Davenport and/or Steve Weigley for any loss, cost or expense including attorney fee and cost to which AHBA, PackLeader Farm, Barbara Davenport and/or Steve Weigley might be subject to as a result of any claim, suit, loss or damage caused in any way by any act or negligence on my part or on the part of any dog(s) I have entered in or brought to the event. I acknowledge that while the AHBA may provide sanctioning for this event with regard to the issuing of titles, it does not have and does not exercise control over the conduct of the event or those present. I certify and represent that the dog(s) I have entered in or brought to this event is (are) not a hazard to other dogs, other animals, or to people.

Signature of owner / agent

Date

JULY 14th, 2019 – HRD Cattle (CLOSE IN)**GENERAL RULES:**

- Time 20 minutes.
- In all elements, quiet efficient stock work is essential.
- Ties are broken based on individual scores in the following order: Exercise 3 "Obstacle 1", Exercise 4 "Obstacle 2", Time.

STARTING SET- UP:

- A stock handler will be standing-by in the Narrow Alleyway to re-set gates.
- 5 cows in Side Pen A, additional groups of cows in Upper Back Alley Pens.
- There will be a water tank on course, located in the Narrow Alley adjacent to P3.

1. **TAKE PEN/SORT – 15 pts.:** Exercise begins when the Take Pen (Side Pen A) gate is opened. Remove cows from Take Pen and move thru P1. Utilizing the Chute, sort any 2 cows into the Chute securing the gate behind them. Exercise ends when 2 cows are secured in the Chute.
 - HRDI** Handler may assist the dog in the Take Pen.
 - HRDII** Handler may enter the Take Pen but should not move the stock.
 - HRDIII** Handler remains outside the Take Pen.
2. **PEN WORK – 15 pts.:** Exercise begins when the 2 cows are secured in the Chute. Release cows from the Chute and move all 5 cows thru P2 and into a vacant pen in the Upper Back Alley. Remove cows from the designated pen, move them thru P2 and release into Arena A. Exercise ends when the gate to Arena A is closed.
3. **OBSTACLE 1 – 10 pts:** Exercise begins when the gate to Arena A is closed. Move cows through Obstacle 1 (as shown in the diagram). Exercise ends when the cows exit Obstacle 1.
4. **OBSTACLE 2 – 10 pts:** Exercise begins when the cows exit Obstacle 1. Move cows thru Obstacle 2 as shown on the diagram. Exercise ends when cows clear Obstacle 2.
5. **FETCH/DRIVE – HRDI/II: 15 pts, HRDIII 20 pts:** Exercise begins when the cows exit Obstacle 2. Fetch/Drive the cows to the Final Drive Marker. Exercise ends when the cows reach the Final Drive Marker.
 - HRDI** Handler may take any position.
 - HRDII** Handler remains behind the Handler's Line until the stock reach the HRDII Drive Marker.
 - HRDIII** Handler remains behind the Handler's Line until the stock reach the HRDIII Drive Marker.
6. **GATHER – HRDI/II: 15 pts, HRDIII 20 pts:** Exercise ends when the cows reach the Final Drive Marker. Recall dog/move to the starting position for the team's level. Gather cows and move them clockwise around the Handler's Post. Exercise ends when the cows pass behind the Handler's Post.
 - HRDI** Dog is left half way to the stock, Handler may move within 15 feet of the cows
 - HRDII** Dog is left at the Level III Handler's Line, Handler may move halfway to cows
 - HRDIII** Team begins at the behind the Level III Handler's Line.
7. **RE-PEN – 10 pts:** Exercise begins when the cows pass behind the handler's Post. Move cows thru P2 and Re-Pen in Side Pen A. Exercise/Time ends when cows are penned.



2019 Kelpie Round-Up AHBA Trial – HRD Cattle (CLOSE IN) July 14th, 2019

Field 1

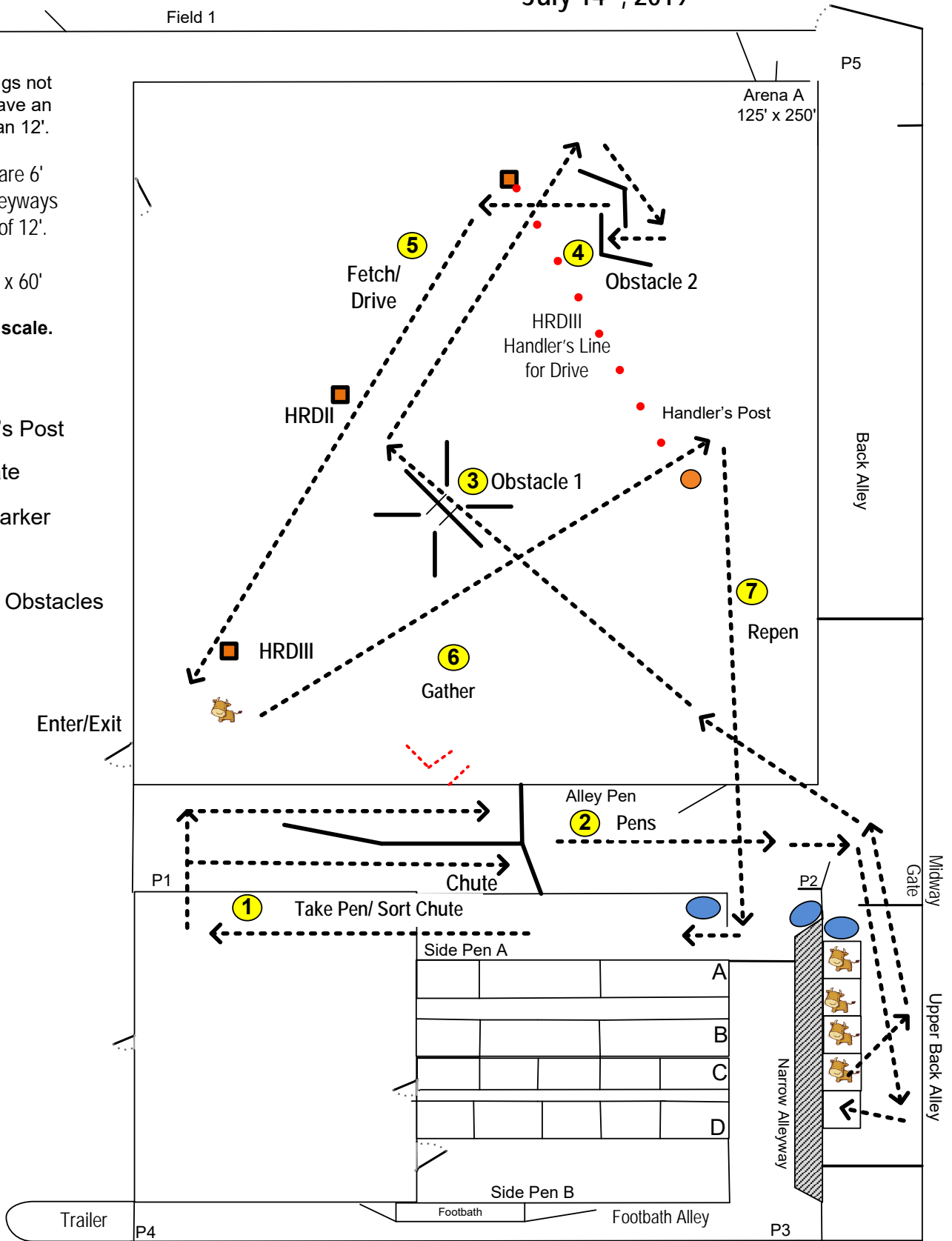
Obstacle openings not more than 12' have an opening less than 12'.

Pen alleyways are 6' wide, all other alleyways are a minimum of 12'.

Side Pen Is 18' x 60'

Drawing not to scale.

- 5 Cattle
- Handler's Post
- Arch Gate
- Drive Marker
- Water
- Unused Obstacles



Enter/Exit

Arena A
125' x 250'

P5

5

Fetch/
Drive

Obstacle 2

HRDIII
Handler's Line
for Drive

HRDII

Handler's Post

3 Obstacle 1

Back Alley

7

Repen

6

Gather

HRDIII

Enter/Exit

Alley Pen
2 Pens

P1

Chute

1

Take Pen/ Sort Chute

P2

Midway

Side Pen A

Water

Upper Back Alley

| | | | | |
|--|--|--|--|---|
| | | | | A |
| | | | | B |
| | | | | C |
| | | | | D |

Narrow Alleyway

Side Pen B

Trailer

Footbath

Footbath Alley

P4

P3


JULY 12, 2019 – HRD Cattle (OPEN FIELD)**GENERAL RULES:**

- Time 20 minutes.
- In all elements, quiet efficient stock work is essential.
- Ties are broken based on individual scores in the following order: Exercise 3 "Sort", Exercise 4 "Alley & Pens", Time.

STARTING SET- UP:


- All gates are closed except the Holding Pen gate.
- 5 cows in the Trailer, additional groups of cows in the pen area.
- A stock handler will be standing by in the Holding Area.
- There will be a water tank on course, located In Field 2 by the Round Pen gate.

1. **UNLOAD TRAILER – 15 pts:** Time begins when handler opens Trailer door. Remove cows from Trailer utilizing the rear door. Handler may remove the cows from the Trailer or assist the dog in removing the cows. The rear Trailer door may be left open. Control and move cows to the Handler's Post. Exercise ends when cows reach the Handler's Post.
2. **FETCH/DRIVE – HRDI/II: 15 pts, HRDIII: 20 pts:** Exercise begins when the cows reach the Handler's Post. Fetch/Drive cows thru Obstacle 1 (between kennels) as shown on the diagram. Exercise ends when the cows reach the HRDIII Drive Marker.
 - HRDI Handler may take any position.
 - HRDII Handler remains at the Handler's Post until the stock reach the HRDII Marker.
 - HRDIII Handler remains at the Handler's Post until the stock reach the HRDIII Marker.
3. **SORT – 15 pts:** Exercise begins when the cows reach the HRDIII Drive Marker. Move the cows to the 4' Round Pen gate and sort any 2 cows into the Round Pen. Move remaining cows around the outside of the Round Pen and into the Rear Alley. Exercise ends when gate to Rear Alley is closed.
4. **ALLEY & PENS – 20 pts:** Exercise begins when the gate to the Rear Alley is closed. Remove 2 cows from the Round Pen utilizing the Rear Gate and add cows to original cows in the Rear Alley. Move cows into the Holding Area. Remove cows from the designated pen and pen in Arena C. Remove cows from Holding Area and pen in vacant Pen. Exercise ends when the cows are penned in the vacant Pen.
 - **NOTE:** Utilizing the Rear Alley, exit into Field 2. A water tank is available in Field 2 by the Round Pen gate. Time will continue
5. **GATHER – HRDI/II: 15 pts, HRDIII: 20 pts:** Exercise begins when the team moves to the starting point for the Gather. Send dog to gather cows from Arena C. Fetch through Obstacle 2 to the Handler's Post (located in Field 2). Exercise ends when the cows reach the Handler's Post.
 - HRDI Dog is left at the 4' gate between Arena C and Field 2, Handler may move within 15 feet of the cows
 - HRDII Dog is left at the Handler's Post, Handler may move to the 4' gate between Arena C and Field 2
 - HRDIII Team begins at the Handler's Post where the Handler remains during the Gather.
6. **LOAD TRAILER – 10 pts:** Exercise begins when the cows reach the Handler's Post. Move to the Trailer and load cows. Exercise ends when the Trailer door is closed.


 = 5 cows

 = Unused Obstacles

 = Drive Marker

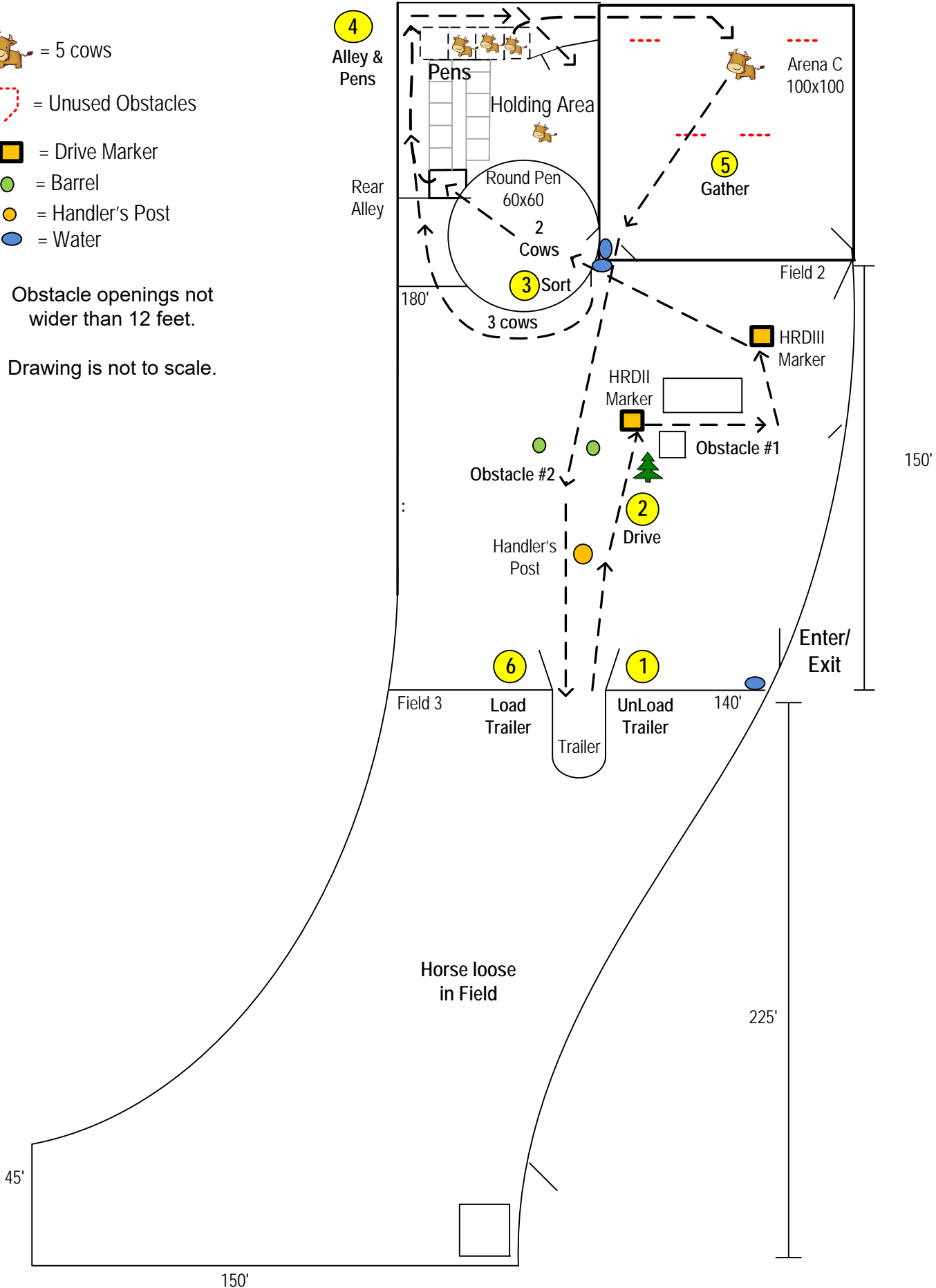
 = Barrel

 = Handler's Post

 = Water

Obstacle openings not wider than 12 feet.

Drawing is not to scale.



July 12th, 2019 – HRD Sheep (CLOSE IN)**GENERAL RULES:**

- Time 20 minutes.
- In all elements, quiet efficient stock work is essential.
- Ties broken based on individual scores in the following order: Exercise 4 "Obstacle 1", Exercise 5 "Obstacle 2", Time.

STARTING SET- UP:

- All gates are closed
- 30 sheep in Arena B, Extra sets of 5 sheep in Alley C/D.
- There will be a water tank on course, located in the Narrow Alley.

1. **GATHER – HRDI/II: 10 pts, HRDIII: 15 pts:** Exercise begins when the dog is sent to gather the sheep. Team should move to the location appropriate for their level. Gather the sheep to the handler. Once all the sheep reach the handler, the team will move the sheep to the P3 gate. Exercise ends when sheep have reached the P3 gate.

HRDI Dog may be positioned half way to sheep, the Handler may move to within 15' of stock.

HRDII Dog will be positioned at the Entry Gate, the Handler may move half way to stock.

HRDIII Dog and handler will begin at the Entry Gate where the handler remains until the sheep arrive.

2. **SORT – 15 pts.:** Exercise begins when sheep have reached the P3 gate. Utilizing the P3 Gate, gate sort the 5 marked sheep into the empty pen in the C/D Alley and the rest of the sheep into the Holding Pen. Exercise ends when the when the sort is complete and the gates to the Holding Pen and the pen in Alley C/D is closed.

3. **PENS – 15 pts.:** Exercise begins when the when the sort is complete and the gates to the Holding Pen and the pen in Alley C/D is closed. Remove sheep from the designated pen in Alley C/D and pen them in P3. Handler and Dog will pass thru P3 and exit into Arena B leaving the sheep in P3. Exercise ends when gate between P3 and Arena B is briefly closed.

4. **OBSTACLE 1 – 10 pts.:** Exercise begins when the gate between P3 and Arena B is closed. Remove the sheep from P3 and move them thru Obstacle 1 as shown on the diagram. Exercise ends when the sheep have exited Obstacle 1.

5. **OBSTACLE 2 – 10 pts.:** Exercise begins when the sheep have exited Obstacle 1. Move the sheep through Obstacle 2 as shown on the diagram. Exercise ends when the sheep have exited Obstacle 2.

6. **FETCH/DRIVE – HRDI/II: 10 pts, HRDIII: 15 pts:** Exercise begins when the sheep exit Obstacle 2. Fetch/Drive sheep to the Final Drive Marker. Exercise ends when the sheep reach the Final Drive Marker.

HRDI Handler may move anywhere.

HRDII Handler remains behind the HRDII Handler's line until the stock reach the Final Drive Marker.

HRDIII Handler remains behind the HRDIII Handler's line until the sheep reach the Final Drive Marker.

7. **OBSTACLE 3 – 10 pts.:** Move sheep through Obstacle 3 as shown on the diagram. Exercise ends when sheep exit Obstacle 3.

8. **RESET – 10 pts.:** Exercise begins when sheep exit Obstacle 3. Call dog off and return to the Holding Pen. Remove sheep from Holding Pen and release into Arena B to join the 5 marked sheep, Exercise/Time ends when the gate to P3 is closed.



PACK LEADER

2019 Kelpie Round-Up
AHBA Trial – HRD Sheep (CLOSE IN)
July 12th, 2019

All obstacle openings will be smaller than 12'



5 Sheep



Water

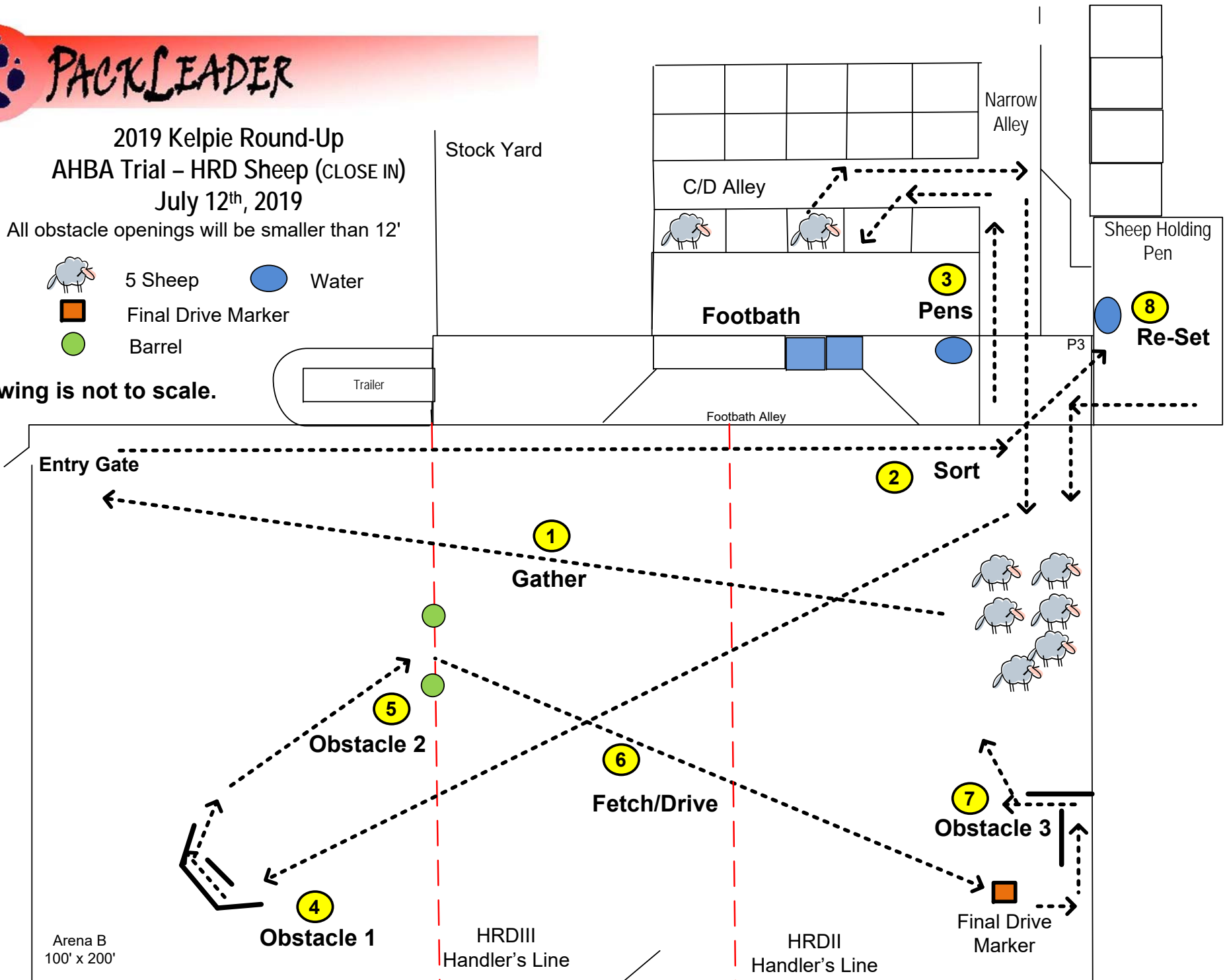


Final Drive Marker



Barrel

Drawing is not to scale.



Arena B
100' x 200'

HRDIII
Handler's Line

HRDII
Handler's Line

JULY 13th, 2019 – HRD Sheep (OPEN FIELD)**GENERAL RULES:**

- Time 20 minutes.
- In all elements, quiet efficient stock work is essential.
- Ties are broken based on individual scores in the following order: Exercise 2 "Large Pen/Sort", Exercise 7 "Free-Standing Pen", Time.

STARTING SET- UP:

- All gates are closed
- 5 sheep at set-out, 5 sheep in the Large Pen. Extra sets of 5 sheep in the Holding Pens
- The previous handler, with dog on leash, will release the sheep from the Free-Standing Pen when signaled.
- There will be a water tank on course, located just outside the Large Pen and a bucket at the Free-Standing Pen.

1. **GATHER – HRDI/II: 15 pts, HRDIII: 20 pts:** Exercise begins when the dog is sent. Gather the sheep and move them past the Handler's Post toward the Large Pen. Exercise ends when the sheep pass the Handler's Post, counter-clockwise. (NOTE collar color!)

HRDI Dog is left half way to the stock, Handler may move within 15 feet of sheep

HRDII Dog is left at the Handler's Post, Handler may move halfway to stock.

HRDIII Team begins at the Handler's Post

2. **LARGE PEN/SORT – 10 pts:** Exercise begins when the sheep pass the Handler's Post. Move sheep into the Large Pen thru the silver gate adding to the group already in the pen. Load sheep into the chute. Sort sheep so that the sheep from the Gather are left in the Large Pen. Exercise ends when the team exits the Large Pen.

3. **FETCH/DRIVE – HRDI/II: 15 pts, HRDIII: 20 pts:** Exercise begins when the team exits the Large Pen. Move sheep to the Handler's Post. Fetch/drive sheep through Obstacle #1 and Obstacle #2 as shown on the diagram. Exercise ends when the sheep clear Obstacle #2.

HRDI Handler may take any position.

HRDII Handler remains on the Center Road until sheep clear Obstacle #1.

HRDIII Handler remains on the Center Road until sheep clear Obstacle #2.

4. **CONTROLLED FETCH – 10 pts:** Exercise begins when the sheep clear Obstacle #2. Fetch sheep along the Bridge Road to the Back Road. Exercise ends when the sheep reach the Back Road.

5. **PENS – 10 pts:** Exercise begins when the sheep reach the Back Road. Move sheep to an empty Holding Pen and re-pen. Remove sheep from the designated Pen. Using the Back Road, move sheep onto the Traffic Road. Exercise ends when all sheep have turned onto the Traffic Road.

6. **TRAFFIC ROAD – 15 pts:** Exercise begins when all sheep have turned onto the Traffic Road. Follow Traffic Road toward the Free-Standing Pen. Move the sheep over when passing the vehicle. Dog should control sheep to allow the vehicle to pass freely. Exercise ends when the sheep have passed the vehicle.

HRDI/II Vehicle will be parked.

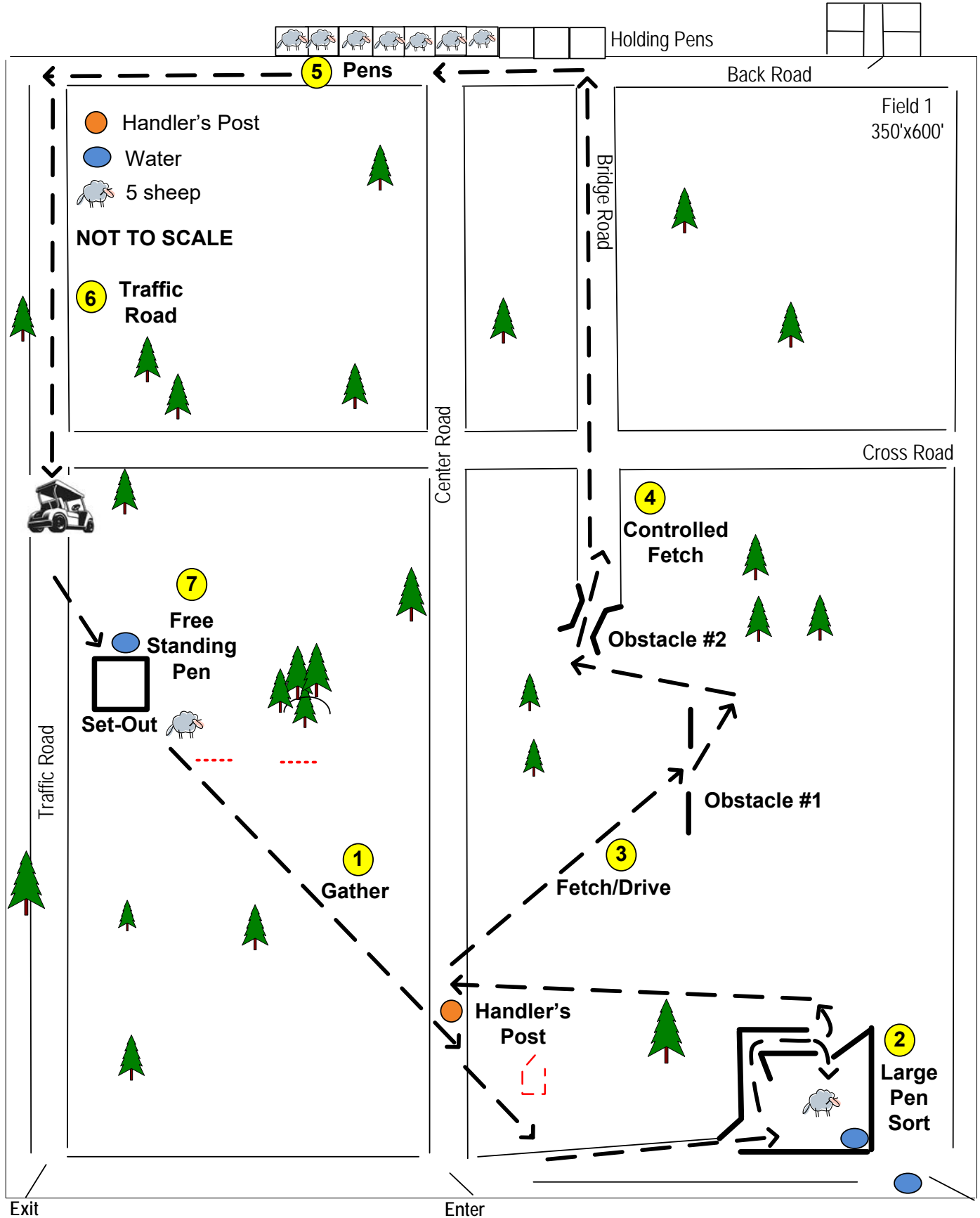
HRDIII Vehicle will be in motion passing the sheep approaching from the front

7. **FREE-STANDING PEN – 15 pts:** Exercise begins when sheep have passed the Vehicle. Re-Pen the sheep in the Free-Standing Pen. Exercise ends when the sheep are penned and the gate closed.

****At the conclusion of the run, the Handler will leash the dog and wait till the next Handler is at the Handler's Post. When signaled, the sheep are released from the Free-Standing Pen. The Team will remain at the Free-Standing Pen until the sheep have moved from the area. The vehicle driver will give the team a ride off the field.



2019 Kelpie Round-Up AHBA HRD – Sheep (OPEN FIELD) July 13th, 2019



July 12th & 14th, 2019 – HTAD Course 5 – Sheep (ARENA A)**GENERAL RULES:**

- Time 10 minutes for HTAD I & II, 12 minutes for HTAD III.
 - Ties are broken based on individual scores in the following order: Exercise 2 "Obstacle 1", Exercise 4 "Obstacle 3", Time.
1. **GATHER – 15 pts.:** Exercise begins when the dog is sent to gather the sheep. Team should move to the location appropriate for their level. Gather the sheep and move them clockwise around the Handler's Post. Exercise ends when sheep have moved behind the Handler's Post.
 - HTADI** Dog may be positioned half way to sheep, the Handler may move to within 15' of stock.
 - HTADII** Dog will be positioned at the Handler's Post, the Handler may move half way to stock.
 - HTADIII** Dog and handler will be positioned at the Handler's Post.
 2. **OBSTACLE 1 – 15 pts.:** Exercise begins when the sheep have moved behind the Handler's Post. Move the sheep through Obstacle 1 as shown on the diagram. Exercise ends when the sheep have exited Obstacle 1.
 3. **OBSTACLE 2 – 10 pts.:** Exercise begins when the sheep have exited Obstacle 1. Team shall move the sheep thru Obstacle 2 as shown on diagram. Exercise ends when the sheep exit Obstacle 2.
 4. **OBSTACLE 3 – 15 pts.:** Exercise begins when the sheep exit Obstacle 2. Team shall move the sheep through Obstacle 3 as shown on the diagram. Exercise ends when the sheep reach the Initial Drive Marker.
 5. **FETCH/DRIVE – 15 pts.:** Exercise begins when the sheep reach the Initial Drive Marker. Fetch/Drive the sheep to the HTADIII Drive Marker. Exercise ends when the sheep have reached HTADIII Drive Marker.
 - HTADI** Handler may move anywhere.
 - HTADII** Handler remains at the HTADII marker until the sheep reach the HTADIII Marker.
 - HTADIII** Handler stays at the Initial Drive Marker and drives the sheep to the HTADIII Drive Marker.
 6. **HOLD – 10 pts.:** Exercise begins when the sheep have reached HTADIII Drive Marker. Team will move sheep to the marker indicating the hold area. In the open, the dog should independently hold the sheep to the handler. Exercise ends when the Judge calls the Hold.

All teams will proceed to #8 Re-Pen. HTADIII will stop at the Arch Gate and complete #7 Sort before completing #8 Re-Pen.

7. **SORT – 10 pts. – HTADIII Only:** Exercise begins when the Judge calls the Hold. Move sheep to the Arch Gate and sort any 2 sheep utilizing the Gate. Exercise ends when the Sort is complete and the gate is closed.
8. **REPEN – 10 pts.: HTADI & II:** Exercise begins when the judge calls the Hold. OR **HTADIII:** When the Sort is complete.
All Teams shall move the sheep to P2, safely hold stock off gate, and re-pen. Exercise/Time ends when the gate to P2 is closed.

Field 1

All Obstacles have an opening less than 12'.

Pen alleyways are 6' wide, all other alleyways are a minimum of 12'.

Side Pen Is 18' x 60'

Drawing not to scale.

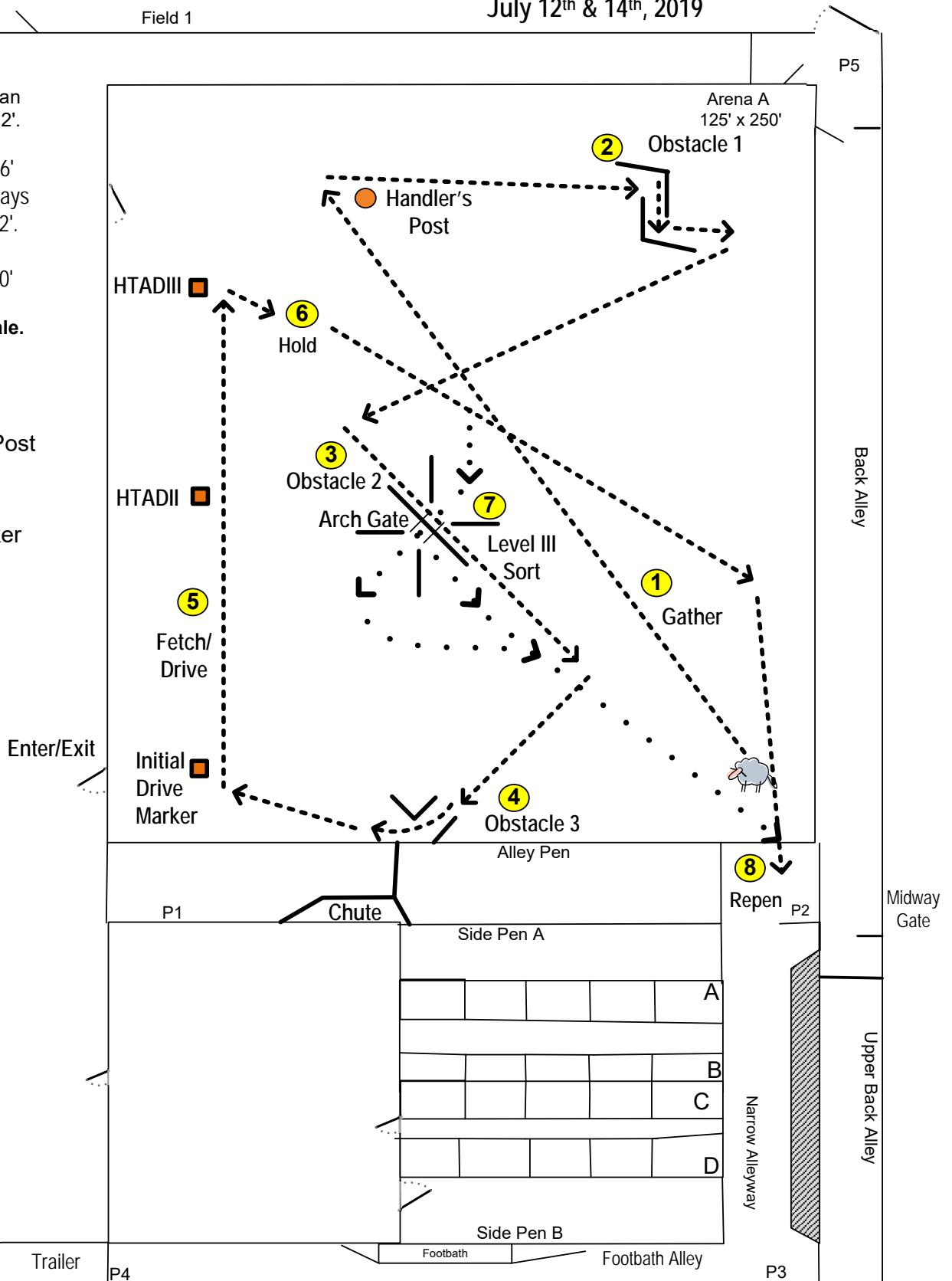


5 Sheep

 Handler's Post

 Arch Gate

 Drive Marker



July 13th, 2019 – HTAD Course 5 – Sheep (Arena B)**GENERAL RULES:**

- Time 10 minutes for HTAD I & II, 12 minutes for HTAD III.
 - Ties are broken based on individual scores in the following order: Exercise 2 "Obstacle 1", Exercise 6 "Obstacle 3", Time.
1. **TAKE PEN – 15 pts.:** Exercise begins when the Take Pen gate is opened. Remove sheep from Take Pen and have dog cover/control the sheep while the gate is closed. Exercise ends when the Take Pen Gate is closed.
 - HTADI** Handler may assist the dog.
 - HTADII** Handler may enter the pen but should not move the stock.
 - HTADIII** Handler remains outside the Pen.
 2. **OBSTACLE 1 – 15 pts.:** Exercise begins when the Take Pen Gate is closed. Move the sheep thru Obstacle 1 as shown on the diagram. Exercise ends when the sheep have exited Obstacle 1.
 3. **FETCH/DRIVE – 15 pts.:** Exercise begins when the sheep exit Obstacle 1. Fetch/Drive sheep to the HTADIII Drive Marker. Exercise ends when the sheep reach the HTADIII Drive Marker.
 - HTADI** Handler may move anywhere.
 - HTADII** Handler remains at the HTADII Marker until the stock reach the HTADIII Drive Marker.
 - HTADIII** Handler remains in the vicinity of Obstacle 1 until the sheep reach the HTADIII Drive Marker.
 4. **OBSTACLE 2 – 10 pts.:** Exercise begins when the sheep reach the HTADIII Drive Marker. Move the sheep through Obstacle 2 as shown on the diagram. Exercise ends when the sheep have exited Obstacle 2.
 5. **SORT – 10 pts. – HTADIII Only:** Exercise begins when sheep exit Obstacle 2. Move sheep to a position between the HTAD II Drive Marker and the HTAD III Drive Marker. Place a prepared rope hoop on any 1 sheep. Exercise ends when the hoop is on the sheep.
 6. **OBSTACLE 3 – 15 pts.: HTADI & II:** Exercise begins when the sheep exit Obstacle 2, OR **HTADIII:** Exercise begins when the hoop is on the sheep.
All teams: Move sheep through Obstacle 3 as shown on the diagram. Exercise ends when sheep exit Obstacle 3.
 7. **HOLD – 10 pts.:** Exercise begins when the sheep have exited Obstacle 3. Move sheep to a position between the HTADII Drive Marker and the HTADIII Drive Marker. Hold the sheep in position. Exercise ends when the Judge calls the Hold.
 8. **REPEN – 10 pts.:** Exercise begins when judge calls the Hold. All teams shall move the sheep to P3, safely hold off gate, and re-pen. Exercise/Time ends when the gate to P3 is closed.



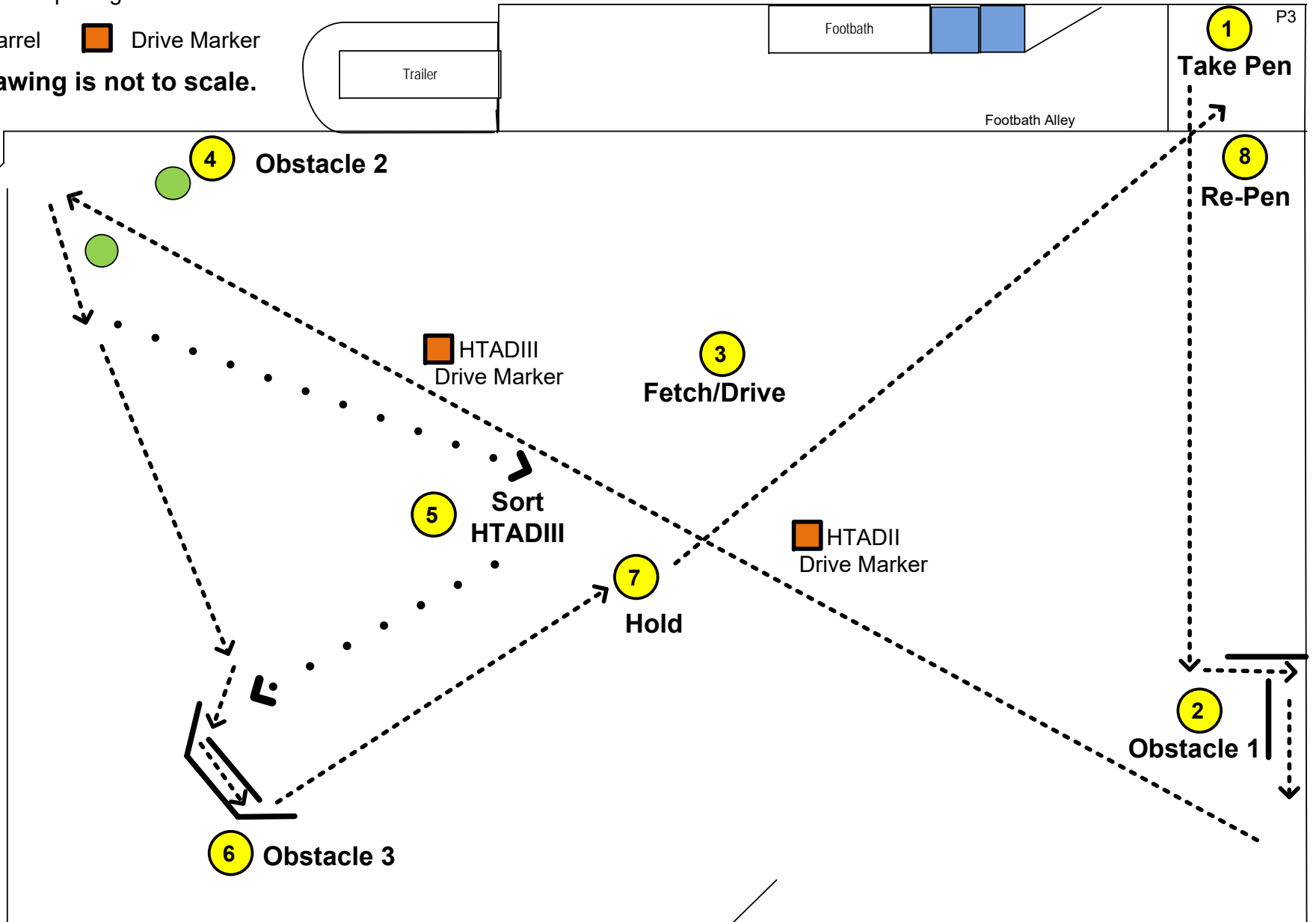
2019 Kelpie Round-Up
AHBA Trial – HTAD Sheep
Course 5 – Arena B

All obstacle openings will be smaller than 12'

● Barrel ■ Drive Marker

Drawing is not to scale.

Arena B
100' x 200'

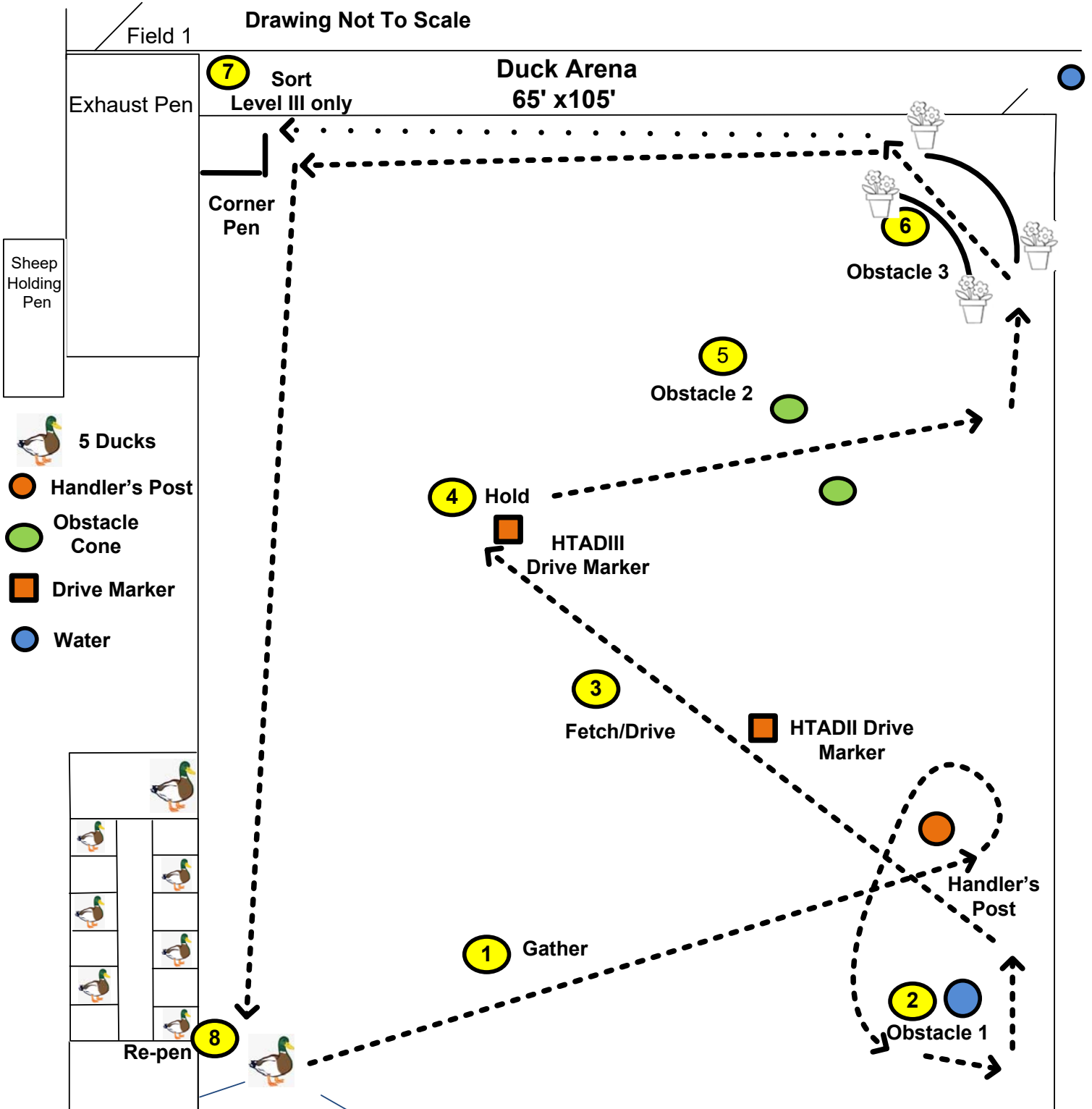


July 12th & 14th, 2019 – HTAD Course 5 – Ducks**GENERAL RULES:**

- Time 10 minutes for HTADI & II, 12 minutes for HTADIII.
 - A Stock Handler will be standing by in the vicinity of the Re-Pen & Shelter.
 - Ties are broken based on individual scores in the following order: Exercise 6 "Obstacle 3", Exercise 2 "Obstacle 1", Time.
1. **GATHER – 15 pts.:** Exercise begins when the dog is sent. Gather ducks and move them counter-clockwise around the Handler's Post. Exercise ends when the ducks pass behind the Handler's Post.
 - HTADI** Dog is left halfway to the stock.
 - HTADII** Dog is left at the Handler's Post, Handler may move halfway.
 - HTADIII** Team begins at the Handler's Post, where handler remains during the Gather.
 2. **OBSTACLE 1 – 10 pts.:** Exercise begins when the ducks pass behind the Handler's Post. Move the ducks through Obstacle #1 as shown on the diagram. Exercise ends when the ducks have exited Obstacle1.
 3. **FETCH/DRIVE – 15 pts.:** Exercise begins when the ducks have exited Obstacle 1. Fetch/Drive the ducks to the HTAD III Drive Marker. Exercise ends when the ducks have reached the HTADIII Drive Marker.
 - HTADI** Handler may move anywhere.
 - HTADII** Handler may move up to halfway to the HTADIII Drive Marker.
 - HTADIII** Handler remains at Obstacle 1 until the stock reach the HTADIII Drive Marker.
 4. **HOLD – 10 pts.:** Exercise begins when the ducks reach the HTADIII Drive Marker. Team will hold the ducks in the vicinity of the HTAD III Drive Marker. Exercise ends when the Judge calls the Hold.
 5. **OBSTACLE 2 – 15 pts.:** Exercise begins when the Judge calls the Hold. Team shall move the ducks through Obstacle 2 as drawn on the diagram. Exercise ends when ducks exit Obstacle 2.
 6. **OBSTACLE 3 – 15 pts.:** Exercise begins when ducks exit Obstacle 2. Team shall move the ducks through Obstacle 3 as shown on the diagram. Exercise ends when the ducks have exited Obstacle 3.

HTADI & HTADII will proceed to #8 Re-Pen. HTADIII will stop and complete #7 Sort before completing #8 Re-Pen.

7. **SORT – 10 pts. – HTADIII Only:** Exercise begins when the ducks exit Obstacle #3. Move ducks to the Corner Pen. Sort 2 ducks into the Corner Pen. Dog will hold the remaining 3 ducks in the vicinity of the Corner Pen while the Handler removes the 2 ducks from the Corner Pen to re-join the others. Exercise ends when the 2 ducks are released from the Corner Pen.
8. **REPEN – 10 pts.: HTADI & II:** Exercise begins when the ducks have exited Obstacle 3 OR **HTADIII:** After the 2 ducks are released from the Corner Pen. All teams move/control ducks to the Take Pen gate and re-pen. Exercise ends when the Take Pen gate is closed.



July 13th, 2019 – HTAD Course 5 – Ducks

GENERAL RULES:

- Time 10 minutes for HTAD I & II, 12 minutes for HTAD III.
 - A Stock Handler standing by in the vicinity of the Re-Pen & Shelter.
 - Ties are broken based on individual scores in the following order: Exercise 3 "Obstacle 1", Exercise 6 "Obstacle 3", Time.
1. **TAKE PEN – 10 pts.:** Exercise begins when the Take Pen gate is opened. Remove ducks from Take Pen and have dog cover/control the ducks while the gate is closed. Move ducks to the Handler's Post. Exercise ends when the ducks reach the Handler's Post.
 - HTADI** Handler may assist the dog.
 - HTADII** Handler may enter the pen but should not move the stock.
 - HTADIII** Handler remains in the HTADI/II Take Pen while dog removes ducks from the HTADIII Take Pen & Alley.
 2. **FETCH/DRIVE – 15 pts.:** Exercise begins when the ducks reach the Handler's Post. Fetch/Drive the ducks to the HTADIII Drive Marker. Exercise ends when the ducks have reached the HTADIII Drive Marker.
 - HTADI** Handler may move anywhere.
 - HTADII** Handler remains at the Handler's Post until the stock reach the HTADIII Handler's Line.
 - HTADIII** Handler remains at the Handler's Post until the stock reach the HTADIII Drive Marker.

NOTE: Once the ducks reach the HTADIII Drive Marker, Handlers remain behind the appropriate Handler's Line for their level until Exercise 6 Obstacle 3 is complete.

- HTADI** Handler may move anywhere.
 - HTADII** Handler remains behind the HTADII Handler's Line.
 - HTADIII** Handler remains behind the HTADIII Handler's Line.
3. **OBSTACLE 1 – 15 pts.:** Exercise begins when the ducks reach the HTADIII Drive Marker. Move the ducks through Obstacle #1 as shown on the diagram. Exercise ends when the ducks have exited Obstacle1.
 4. **OBSTACLE 2 – 15 pts.:** Exercise begins when the ducks have exited Obstacle 1. Team shall move the ducks through Obstacle 2 as drawn on the diagram. Exercise ends when ducks exit Obstacle 2.
 5. **HOLD – 10 pts.:** Exercise begins when the ducks exit Obstacle 2. Team will hold the ducks in the vicinity of the Marker. Exercise ends when the Judge calls the Hold.
 6. **OBSTACLE 3 – 15 pts.:** Exercise begins when the Judge calls the Hold. Team shall move the ducks through Obstacle 3 as shown on the diagram. Exercise ends when the ducks have exited Obstacle 3.

HTADI & HTADII will proceed to #8 Re-Pen. HTADIII will stop and complete #7 Sort before completing #8 Re-Pen.

7. **DUCK TOUCH – 10 pts. – HTADIII Only:** Exercise begins when the ducks exit Obstacle #3. Move ducks to the 2-sided pen. Dog will hold the ducks while the Handler reaches over the back of the pen to touch a duck. Exercise ends when the judge calls the touch.
8. **REPEN – 10 pts.: HTADI & II:** Exercise begins when the ducks have exited Obstacle 3 OR **HTADIII:** After the Judge calls the Touch. Move/control ducks to the Take Pen and re-pen. Exercise ends when the HTADI/II Take Pen is closed.
 - HTADI/II** Re-pen in HTADI/II Take Pen.
 - HTADIII** Re-pen in a vacant pen inside the shelter.

